


# Zoom/MS Teams Meeting Setup

Use as: Whiteboard, Touch-control, Webcam, Microphone, Speakers, Wireless Keyboard.

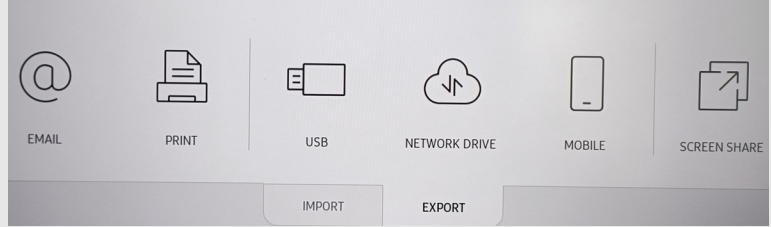

## Samsung Flip: Notes

On/Off




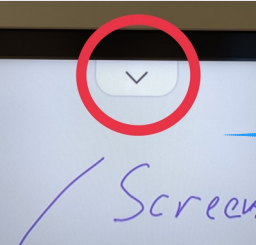
Export your whiteboard notes as:

a) Email, b) USB-Stick, c) /scratch/scan




## Samsung Flip: Computer Screen

Show **Computer**: ▾ → PC → HDMI



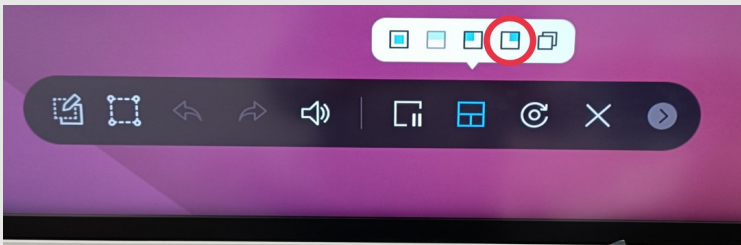
## Laptop

If you intend to use your notebook plug in the USB and HDMI cables. Once connected, control your laptop by Flip touch screen.




Show **Whiteboard**:

Press On/Off button → Minimize Window → Close it.



## Toggle between Computer & Laptop

Toggle from Computer to your laptop by pressing the "switch" button. Please make sure its set to PC 1 once you leave the room.



## Wireless Keyboard

There's a wireless keyboard behind the Flip. You can use this either for your laptop or the standalone. Please make sure to put it back once you are done.

Thank you!

